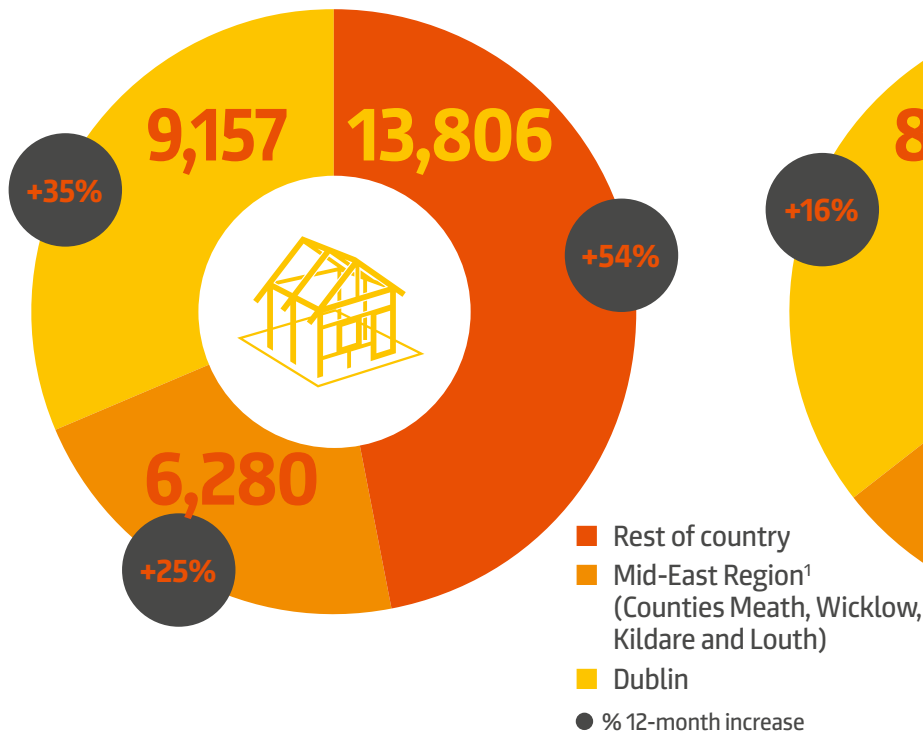


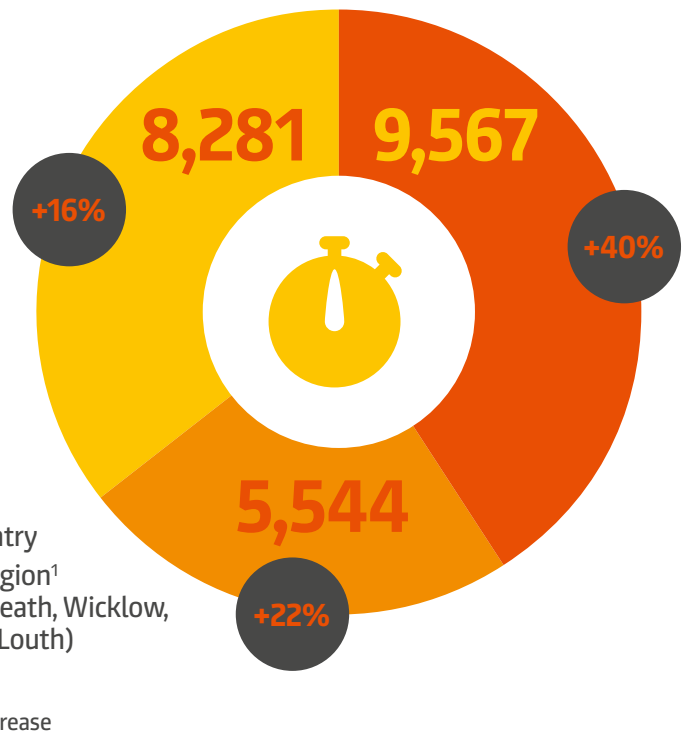
Planning Permissions Granted (Q4 2018)

Total nationwide units:
29,243 (up 41% year on year)

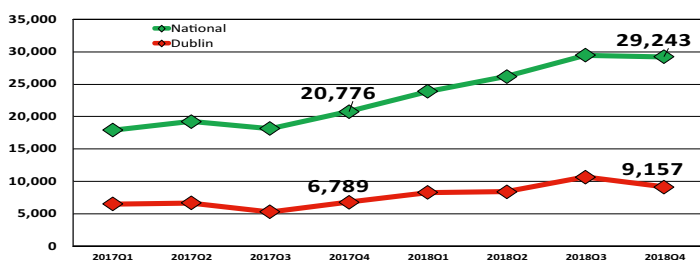


Commencement Notices (February 2019)

Total nationwide notices:
23,392 (up 26% year on year)

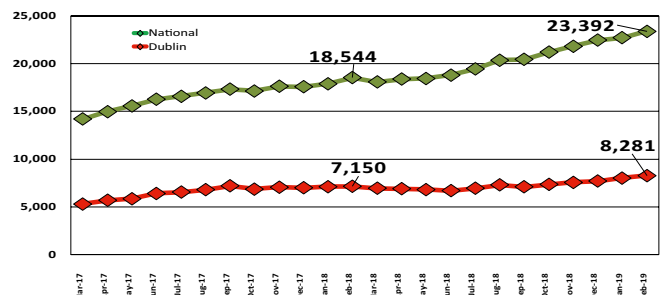


Planning Permissions - 12 month rolling total of number of units granted permission



Source: CSO

Total Units Commenced - 12 Month Rolling Total



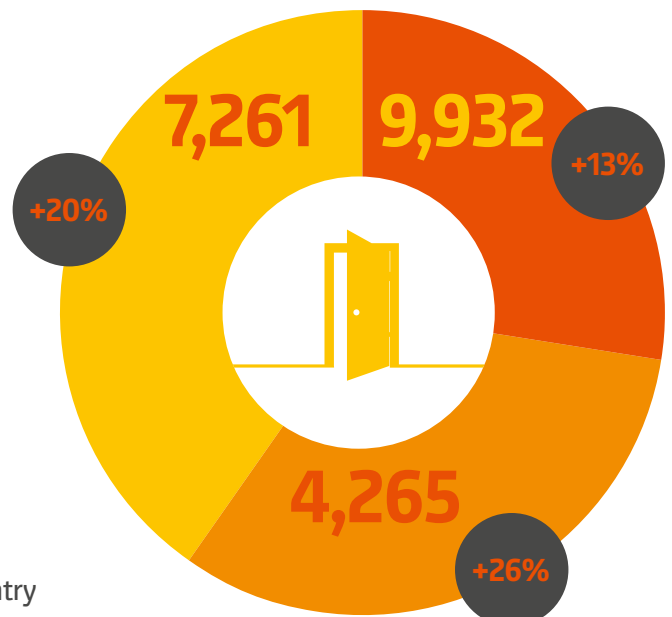
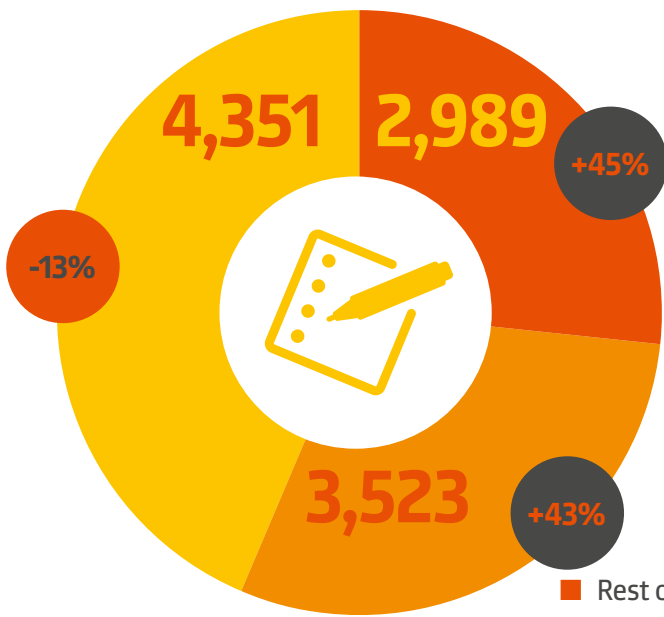
Source: DHPCLG/BCMS

Registrations (February 2019)

Total nationwide units:
10,863 (up 14% year on year)

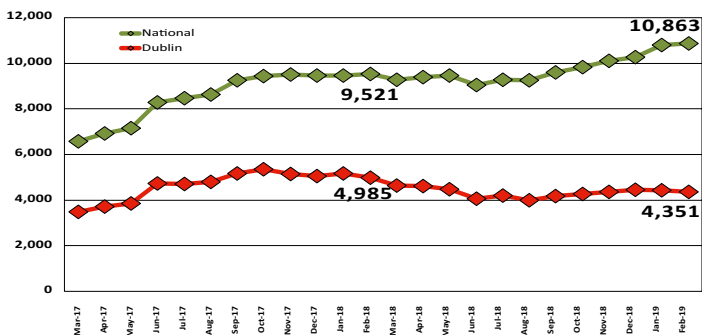
New Homes Available For Use² (Q4 2018)

Total nationwide units:
21,458 (up 18% year on year)



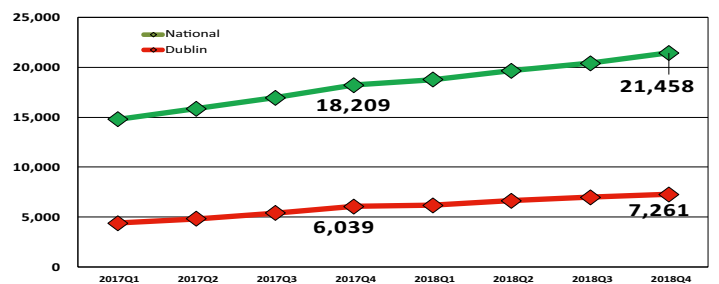
- Rest of country
- Mid-East Region¹
(Counties Meath, Wicklow, Kildare and Louth)
- Dublin
- % 12-month increase

Registrations - 12 month rolling total



Source: Homebond

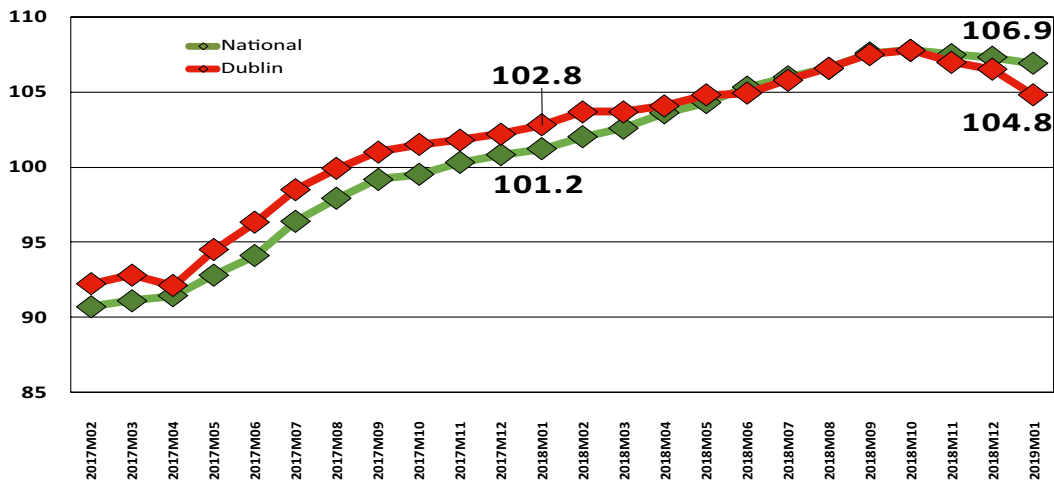
New Homes Available For Use - 12 month rolling total



Source: CSO

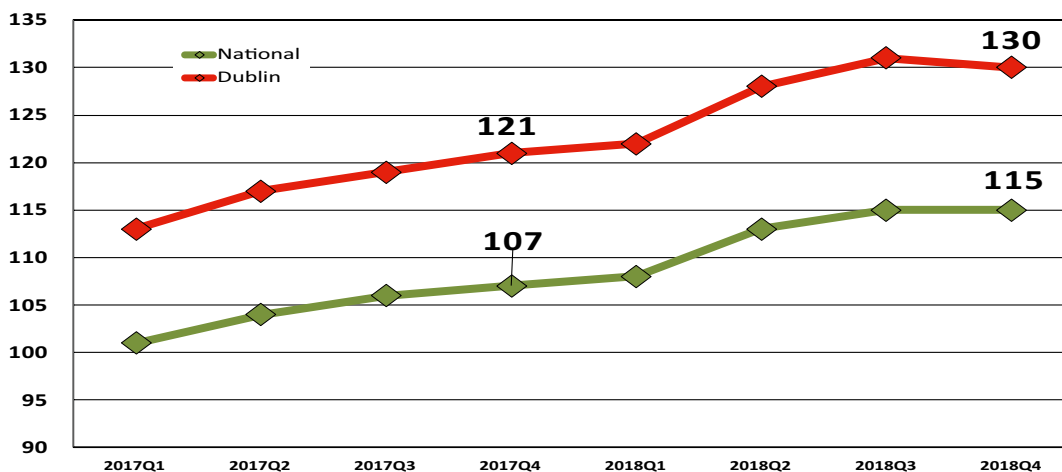
Prices – Purchase and Rent³ – Latest Annual Rate of Change

Residential Property Price Index All Residential Properties
February 2017 - January 2019 (Jan 2005=100)



Source: CSO

RTB Rent Index Q1 2017 - Q4 2018 (2007 Q3=100)



Source: Residential Tenancies Board

Footnotes

- The definition of Mid-East as used in this report has changed and now includes Meath, Wicklow, Kildare and Louth. This change has been made to align the data to the new NUTS classifications for Ireland. See <https://www.cso.ie/en/methods/revnuts23/> for further detail.
- The aggregate "New Homes Available for Use" is the total of dwellings in the categories New Dwelling Completions, Unfinished Housing Development Connections and Reconnections as reported by the CSO. For further detail see <https://www.cso.ie/en/releasesandpublications/ep/p-ndc/newdwellingcompletionsq12018/>
- "Rest of Ireland" in the context of Rental data refers to Ireland excluding the Greater Dublin Area, whereas in respect of prices it refers to Ireland excluding Dublin only.



Purchase

National
+5.6%
Dublin
+1.9%
Rest of Ireland
+9.5%



Rent
National
+6.9%
Dublin
+7.8%
Rest of Ireland³
+5.5%