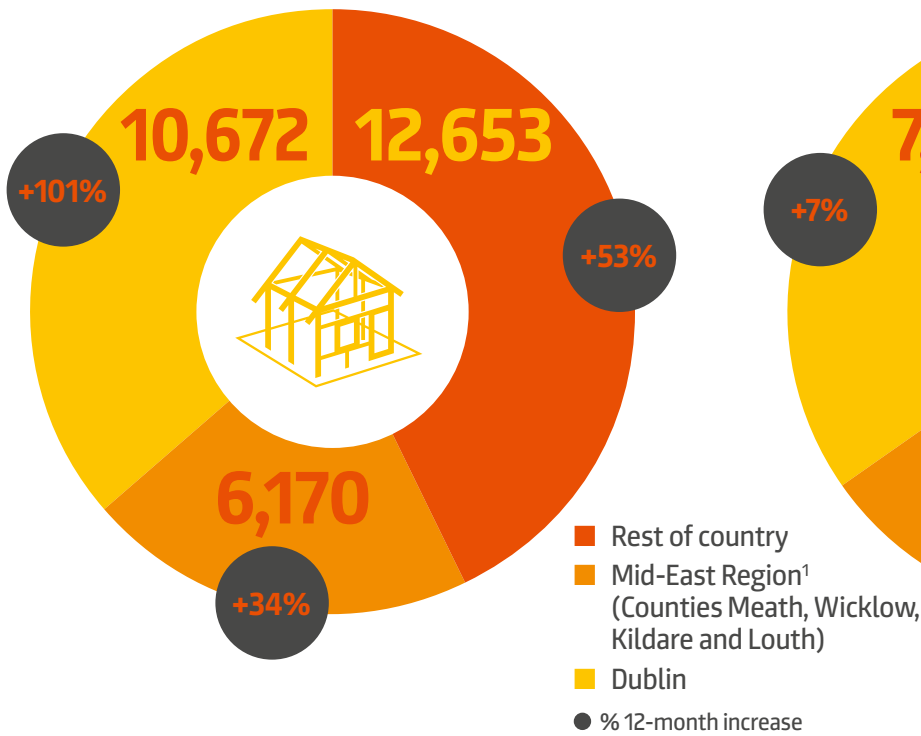


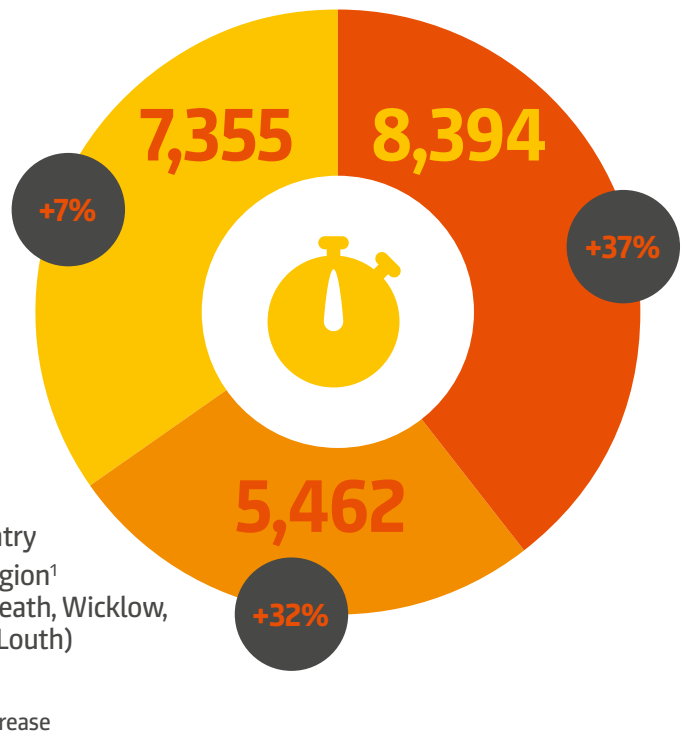
Planning Permissions Granted (Q3 2018)

Total nationwide units:
29,495 (up 62% year on year)

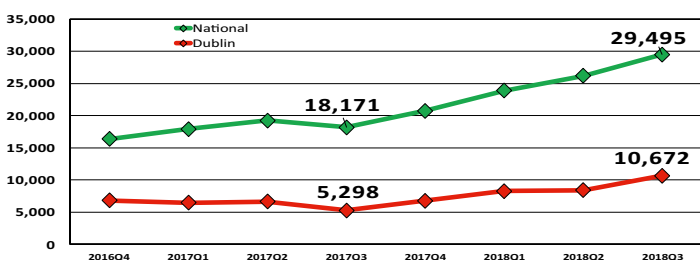


Commencement Notices (October 2018)

Total nationwide notices:
21,211 (up 24% year on year)

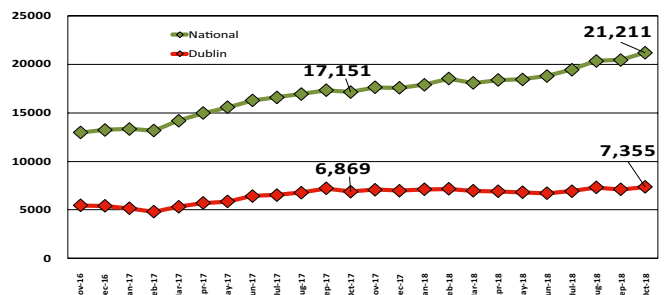


Planning Permissions - 12 month rolling total of number of units granted permission



Source: CSO

Total Units Commenced - 12 Month Rolling Total



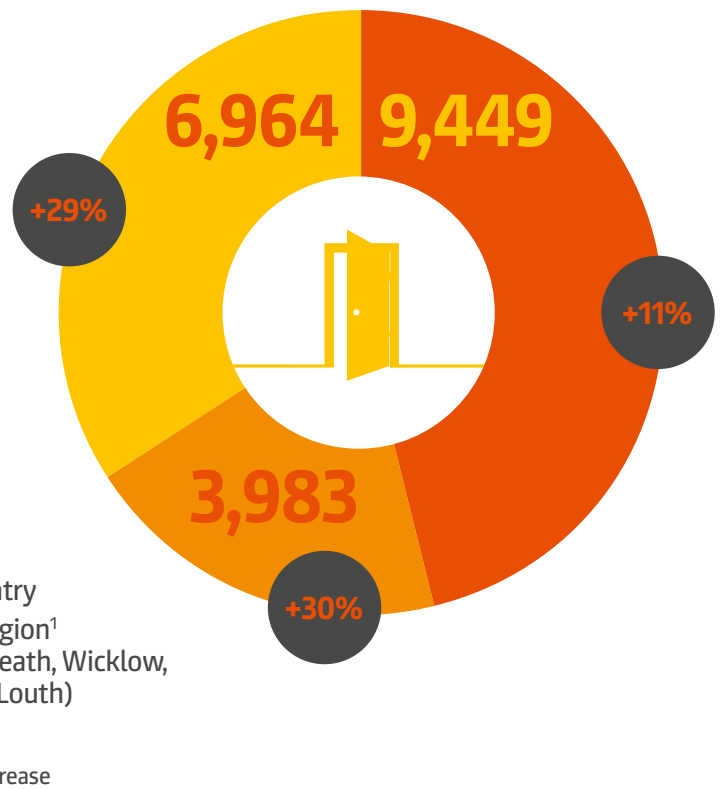
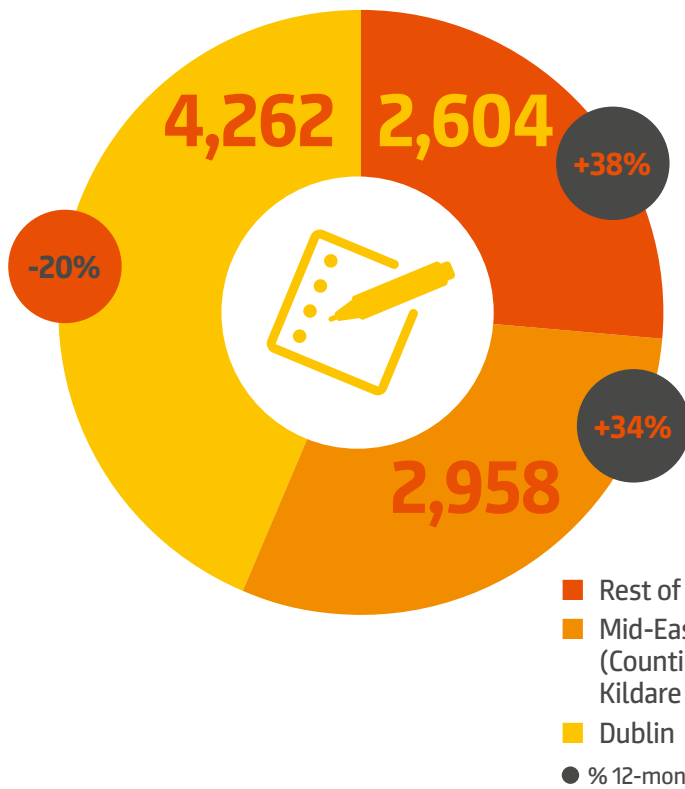
Source: DHPCLG/BCMS

Registrations (September 2018)

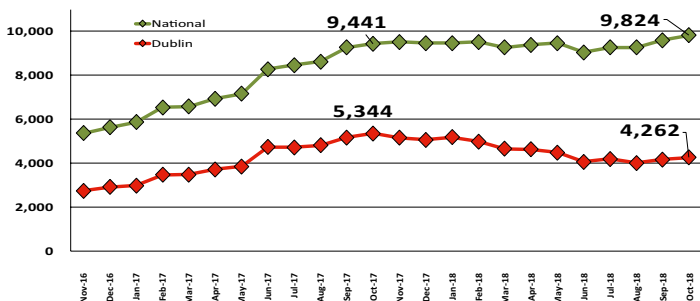
Total nationwide units:
9,824 (up 4% year on year)

New Homes Available For Use² (Q3 2018)

Total nationwide units:
20,396 (up 20% year on year)

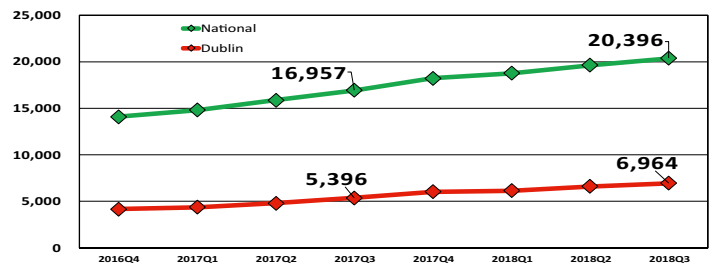


Registrations - 12 month rolling total



Source: Homebond

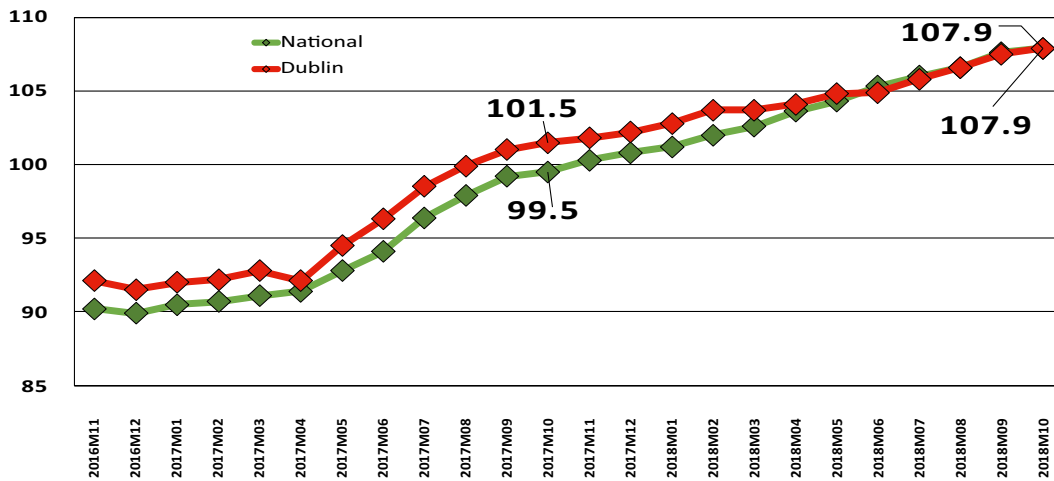
New Homes Available For Use - 12 month rolling total



Source: CSO

Prices – Purchase and Rent³ – Latest Annual Rate of Change

Residential Property Price Index All Residential Properties
November 2016 - October 2018 (Jan 2005=100)



Source: CSO



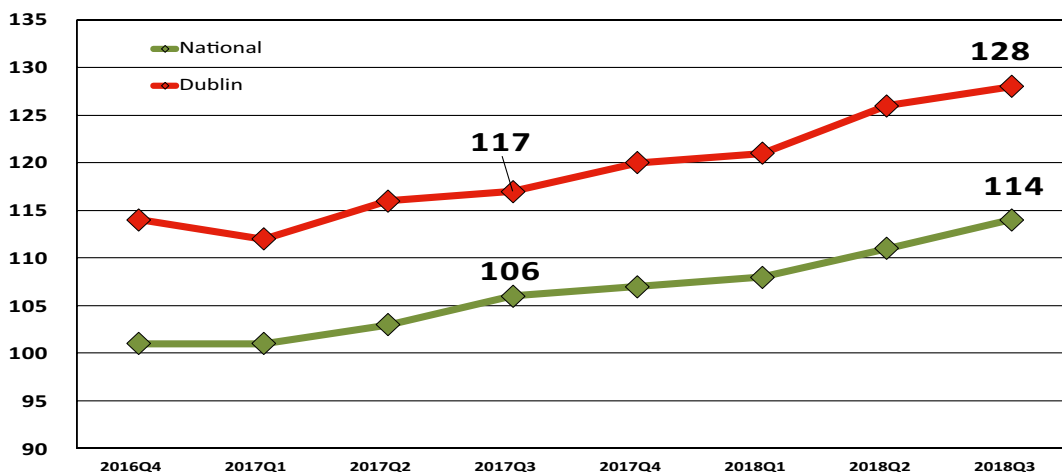
Purchase

National
+8.4%

Dublin
+6.3%

Rest of Ireland
+10.6%

RTB Rent Index Q4 2016 - Q3 2018 (2007 Q3=100)



Source: Residential Tenancies Board



Rent

National
+7.6%

Dublin
+9.5%

Rest of Ireland³
+6.5%

Footnotes

1. The definition of Mid-East as used in this report has changed and now includes Meath, Wicklow, Kildare and Louth. This change has been made to align the data to the new NUTS classifications for Ireland. See <https://www.cso.ie/en/methods/revnuts23/> for further detail.
2. The aggregate "New Homes Available for Use" is the total of dwellings in the categories New Dwelling Completions, Unfinished Housing Development Connections and Reconnections as reported by the CSO. For further detail see <https://www.cso.ie/en/releasesandpublications/ep/p-ndc/newdwellingcompletionsq12018/>
3. Rest of Ireland³ in the context of Rental data refers to Ireland excluding the Greater Dublin Area, whereas in respect of prices it refers to Ireland excluding Dublin only.